

**Care Management
PCMH Committee
Person-Centered Medical Home
Program Update
June 10, 2026**



PCMH Program Status

As of May 31, 2026

| PCMH Program Participants | | Sites | | Providers | |
|---------------------------|------------|------------|------------|--------------|--------------|
| 4/30/26 | 5/31/26 | 4/30/26 | 5/31/26 | 4/30/26 | 5/31/26 |
| 124 | 124 | 553 | 553 | 2,548 | 2,552 |

103
 PCMH
 Approved
 Practices
 NCQA
 Sustained Recognition

9
 Glide Path
 Practices
 Working Towards
 NCQA Recognition

0
 Glide Path
 Renewal
 Practices
 Working towards
 NCQA Renewal
 Recognition

16
 PCMH
 Accredited
 Practices
 Includes FQHCs

Note: 4 Practices have sites in both PCMH & Glide Path Programs

PCMH Approved Practices

PCMH Approved Practices

4/30/26

103

5/31/26

103

New Approved Practices: 0
Completed Glide Path: 0
Moved to Glide Path Renewal: 0
Practices Termed: 0

PCMH Approved Sites

4/30/26

401

5/31/26

401

New Approved Sites: 0
Completed Glide Path: + 1
Completed Glide Path Renewal: 0
Sites Termed: - 1

PCMH Approved Providers

4/30/26

1,901

5/31/26

1,905

Completed Glide Path: 1
Completed Glide Path Renewal: 0
Providers Added: +11
Providers Termed: - 8

PCMH Adult & Pediatric Practices

103 PCMH Approved Practices

401
PCMH Approved Sites

31 Internal
Medicine
PCMH
Practices
with **164** Sites

23 Family
Medicine
PCMH
Practices
with **117** Sites

68 Pediatric
PCMH
Practices
with **119** Sites

1 Geriatric
PCMH
Practice
with **1** Site

This data reflects current information through May 31, 2026

*Note: 8 Practices have sites in 3 of the 4 categories & 4 Practices have sites in 2 of the 4 categories.
Sites are counted once.*

PCMH Glide Path Practices

Glide Path Practices

4/30/26

9

5/31/26

9

New Practices: -1

Completed Glide Path: +1

Practices Termed: 0

Glide Path Renewal (GPR) Practices

4/30/26

0

5/31/26

0

Completed GPR: 0

Moved to GPR: 0

Glide Path Sites

4/30/26

11

5/31/26

11

New Practice Sites: +1

Completed Glide Path: -1

Sites Termed: 0

Glide Path Providers

4/30/26

28

5/31/26

27

New Providers: 0

Completed Glide Path: -1

Providers Added: 0

Providers Termed: 0

0 Sites

0 Providers

Sites Completed GPR: 0

Sites Moved to GPR: 0

Providers Completed GPR: 0

Providers Moved to GPR: 0

PCMH Accredited Program Participants

Federally Qualified Health Centers (FQHCs) and FQHC look-alikes are program participants*

PCMH Accredited Participants

4/30/26

16

5/31/26

16

No Change

PCMH Accredited Sites

4/30/26

141

5/31/26

141

Sites Added: 0

Sites Terminated: 0

PCMH Accredited Providers

4/30/26

619

5/31/26

620

Providers Added: +5

Providers Terminated: -4

*Federally Qualified Health Centers (FQHCs) and FQHC look-alikes are PCMH program participants if they are pursuing and/or have obtained the Joint Commission Ambulatory Care accreditation with Primary Care Medical Home certification as well as NCQA recognition.

PCMH CY2026 Program Recruitment

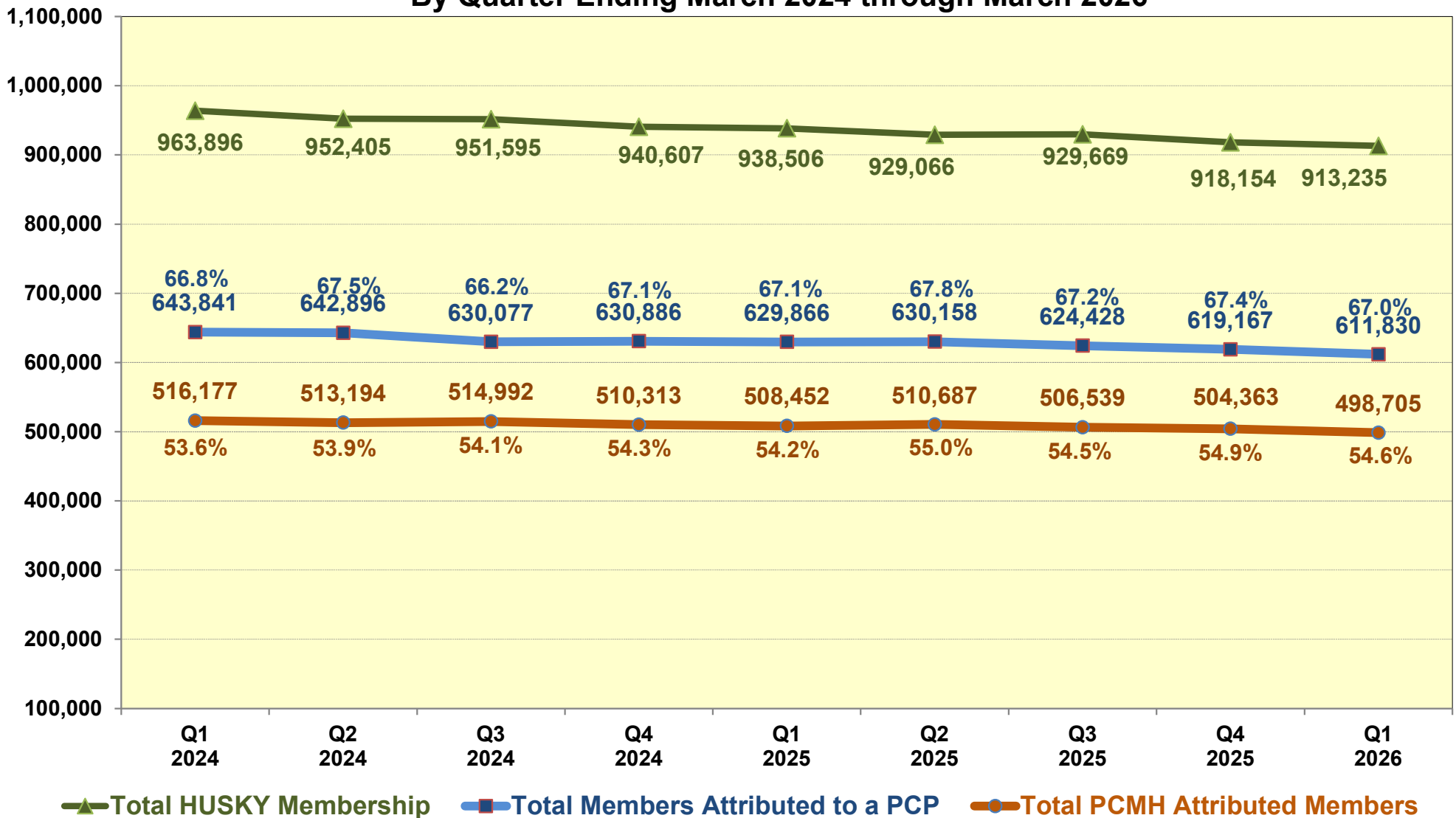
Recruitment as of May 31, 2026

- **10 New Practice Sites**
 - 4 New Practice Sites
 - 6 New Sites from Current PCMH Practices

- **12 Providers**
 - 10 From New Practice Sites
 - 2 From New Sites from Current PCMH Practices

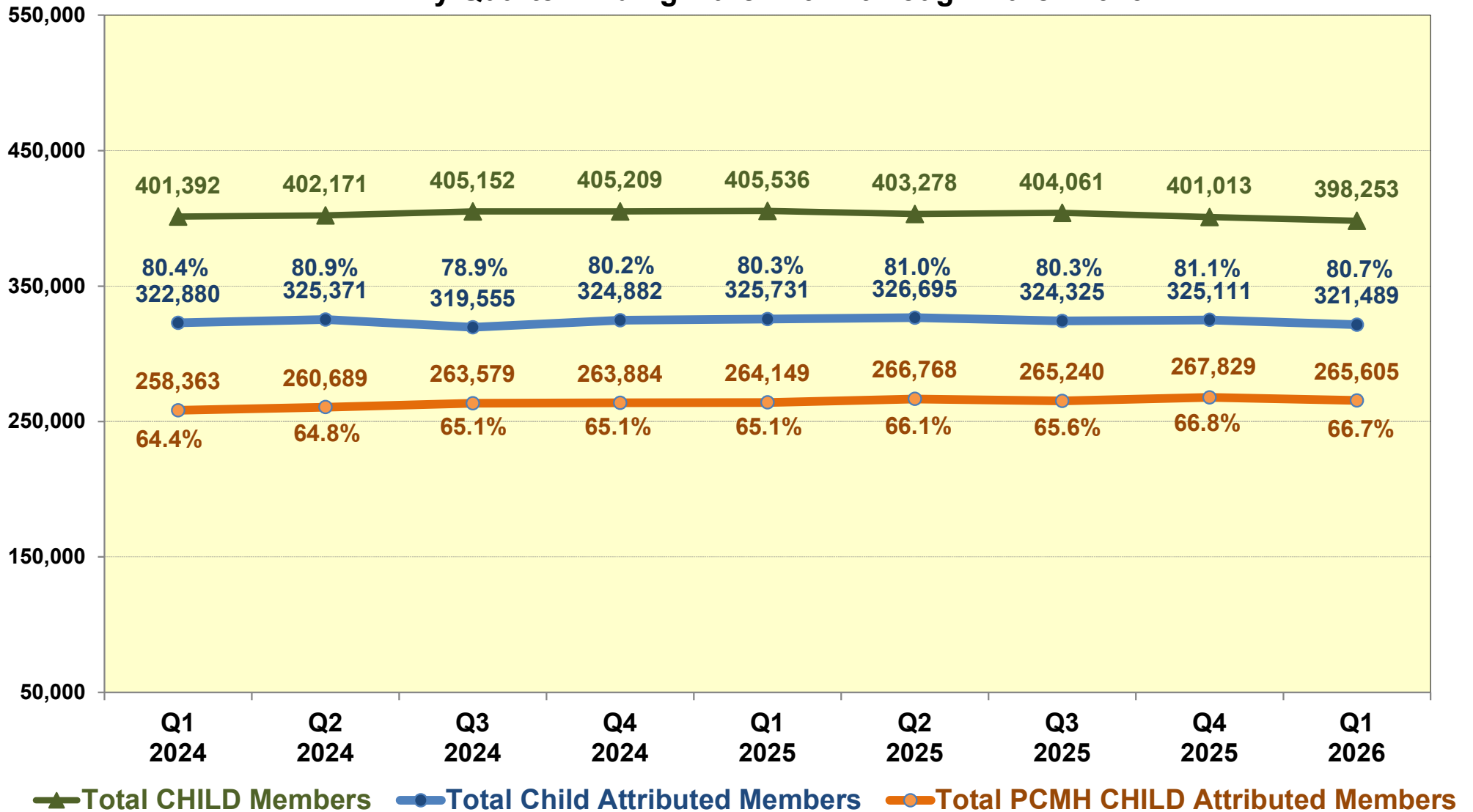
PCMH Program Member Attribution

Summary of Total HUSKY Membership, Total Members Attributed to a PCP and Total PCMH Attributed Members
By Quarter Ending March 2024 through March 2026



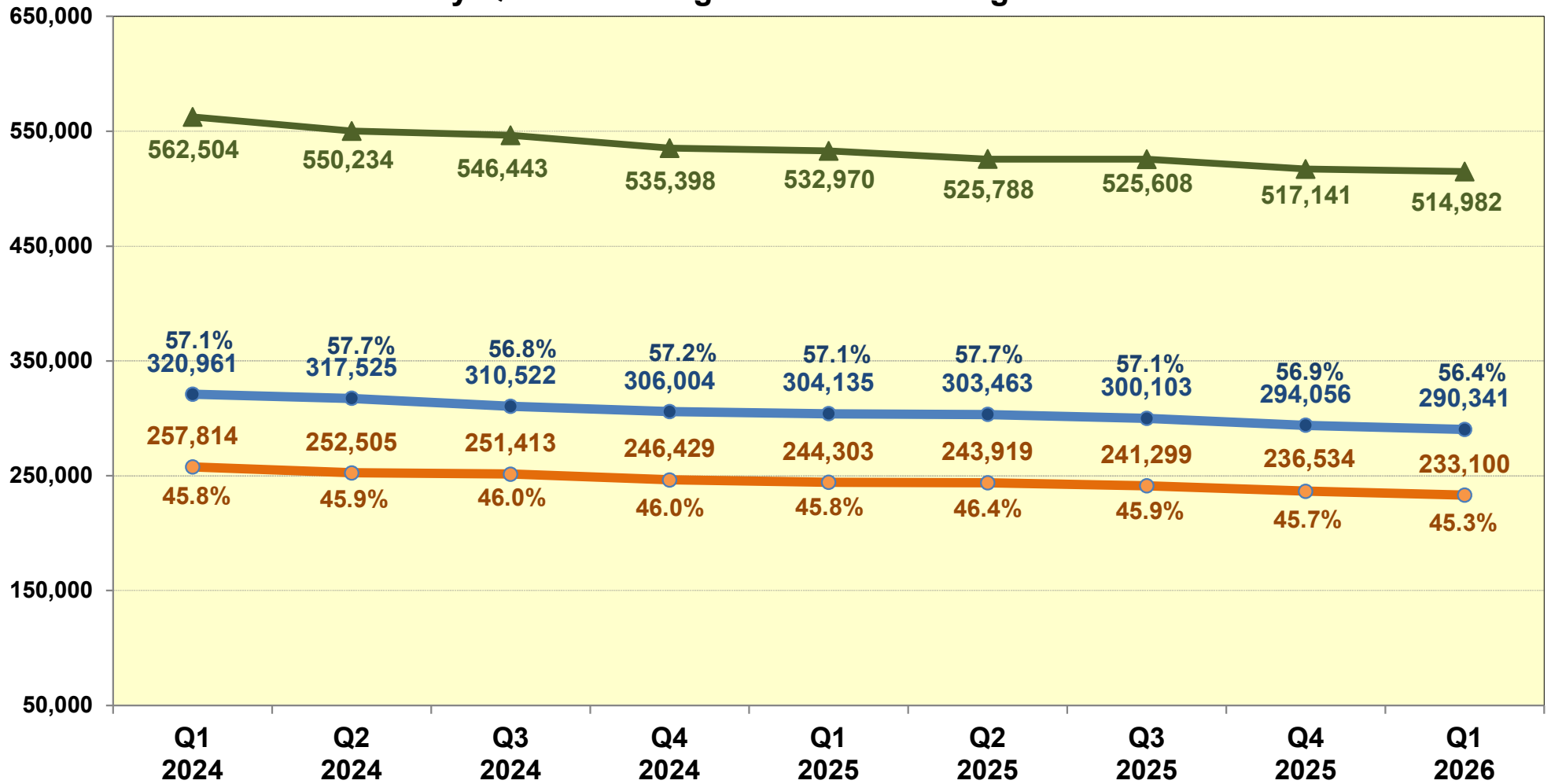
PCMH Program CHILD Member Attribution

Comparison of Total CHILD Members, Total CHILD Attributed Members, and Total PCMH CHILD Attributed Members By Quarter Ending March 2024 through March 2026



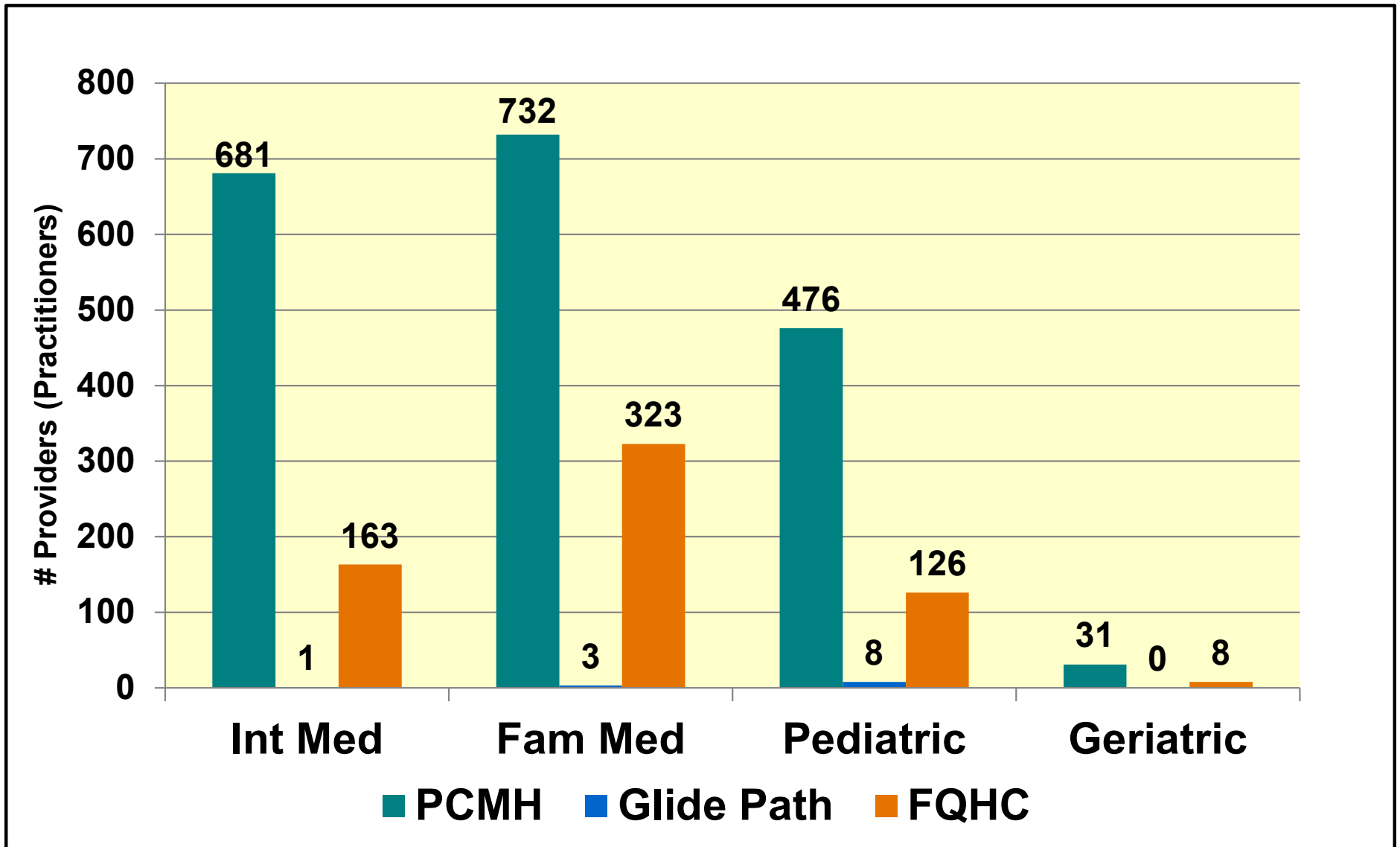
PCMH Program ADULT Member Attribution

Comparison of Total ADULT Members, Total ADULT Attributed Members, and Total PCMH ADULT Attributed Members By Quarter Ending March 2024 through March 2026

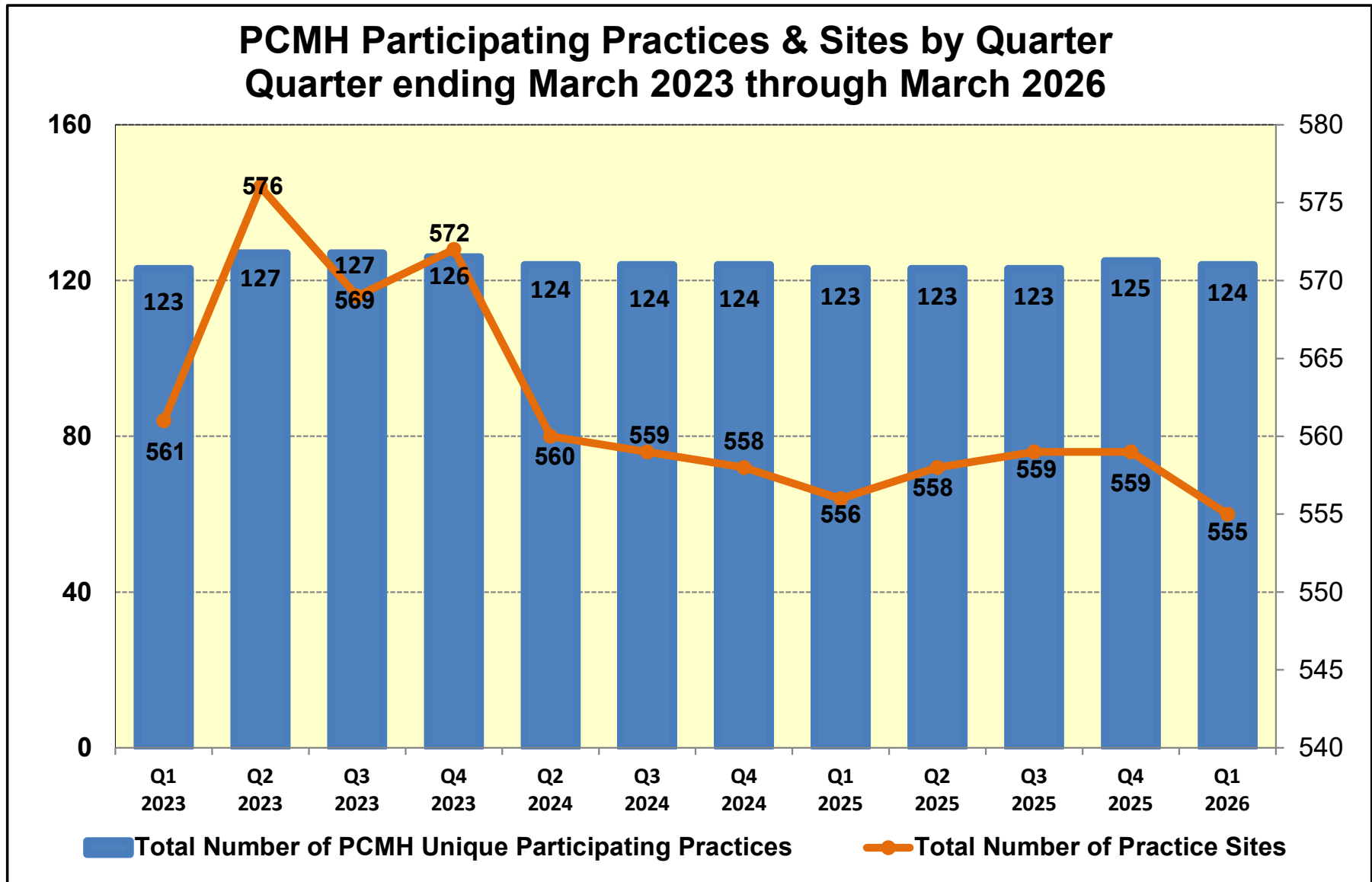


▲ Total ADULT Members
 ● Total Adult Attributed Members
 ● Total PCMH ADULT Attributed Members

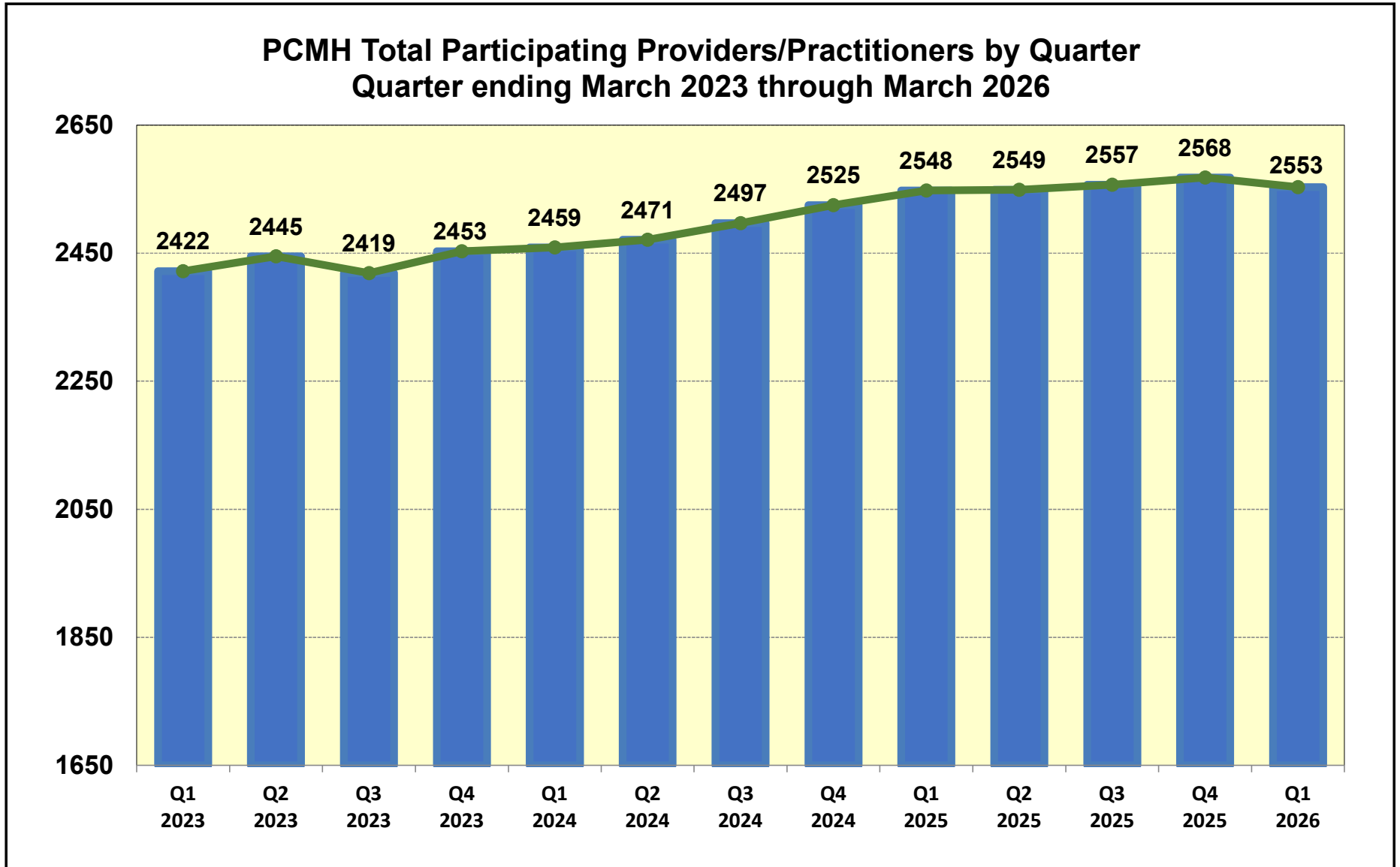
Provider Specialty by PCMH Program Participation as of May 31, 2026



PCMH Program Trends-Practices & Sites



PCMH Program Trends - Providers



CPTS Practice QI Engagement

■ Measurement year (MY) 2026 QI Activity Summary¹

| | PCMH | Glide Path | FQHC | TOTAL |
|---------------------|------|------------|------|------------|
| Contacted Practices | 78 | 3 | 15 | 96 |
| Engaged Practices | 65 | 3 | 12 | 80 |
| Engagement Rate | 83% | 100% | 80% | 83% |

¹ Results reflect Q.I. activity from January 1, 2026, to May 31, 2026

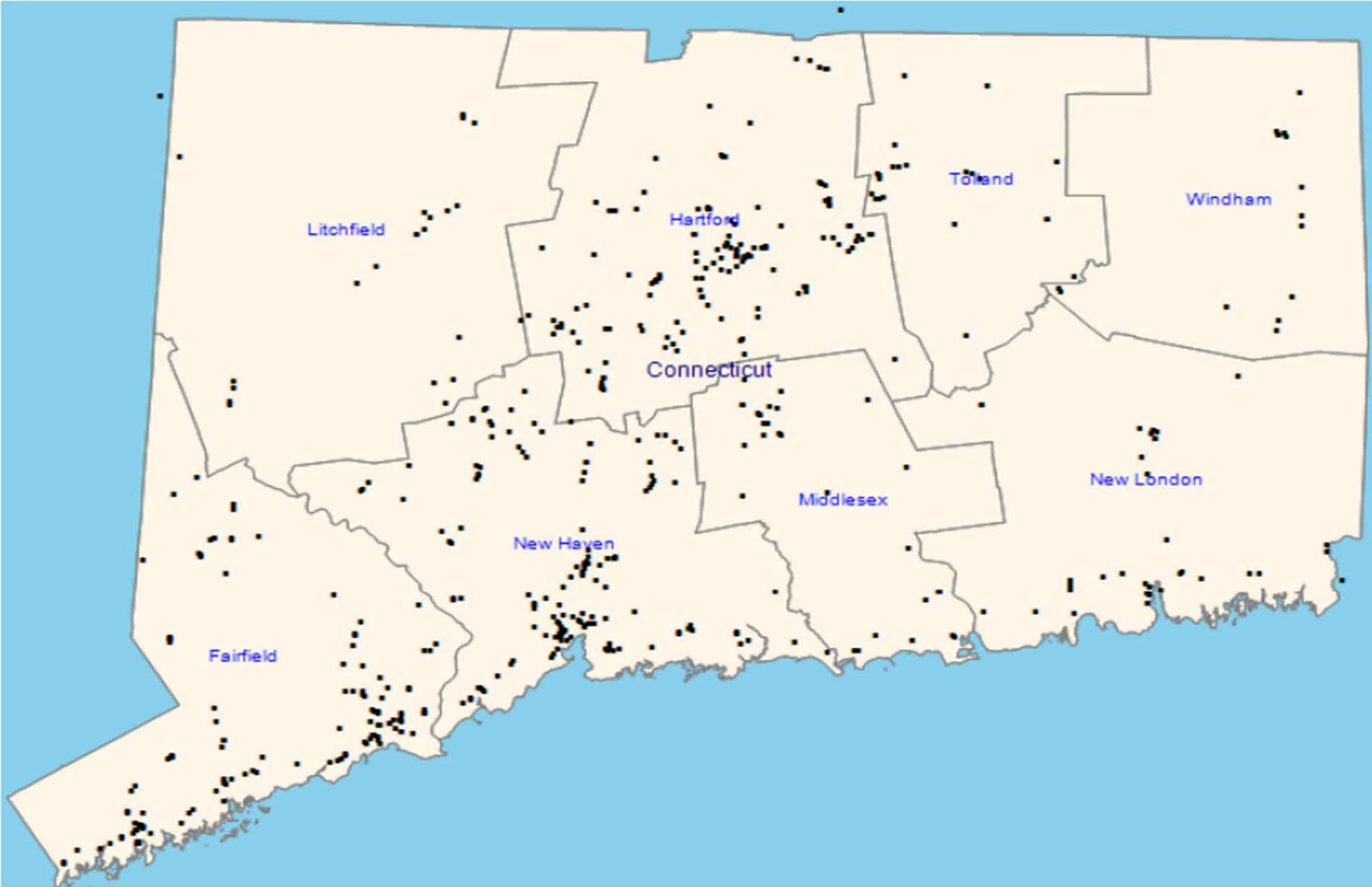
■ Measurement year (MY) 2025 Preliminary Results

- 103 Engaged PCMH practices (increase of 12 practices from 2024)
- Improved 37 different measures
- Overall, a 3% - 57.2% net rate increase was demonstrated



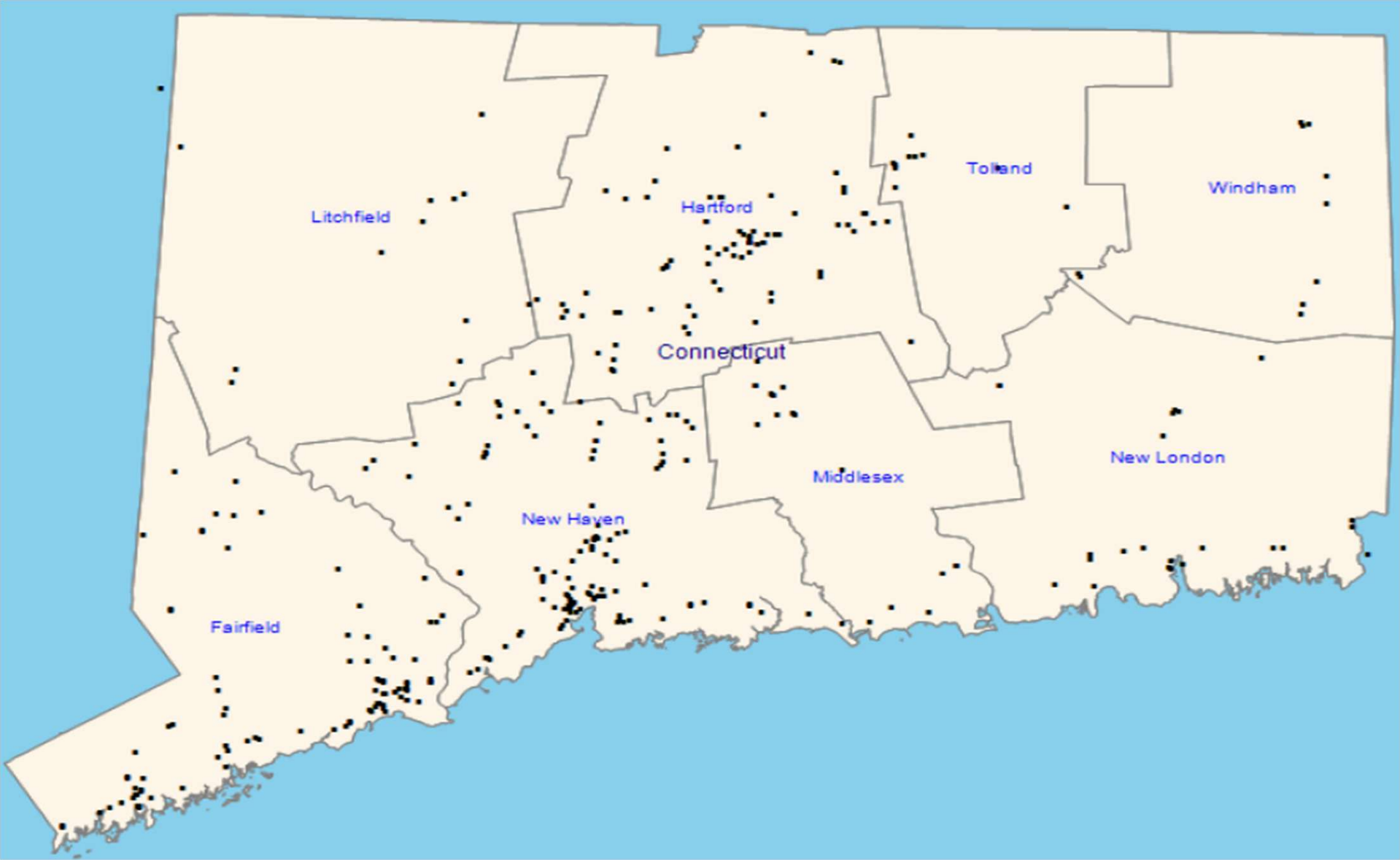
PCMH Practice Site Locations

All PCMH Program Practice Site Locations



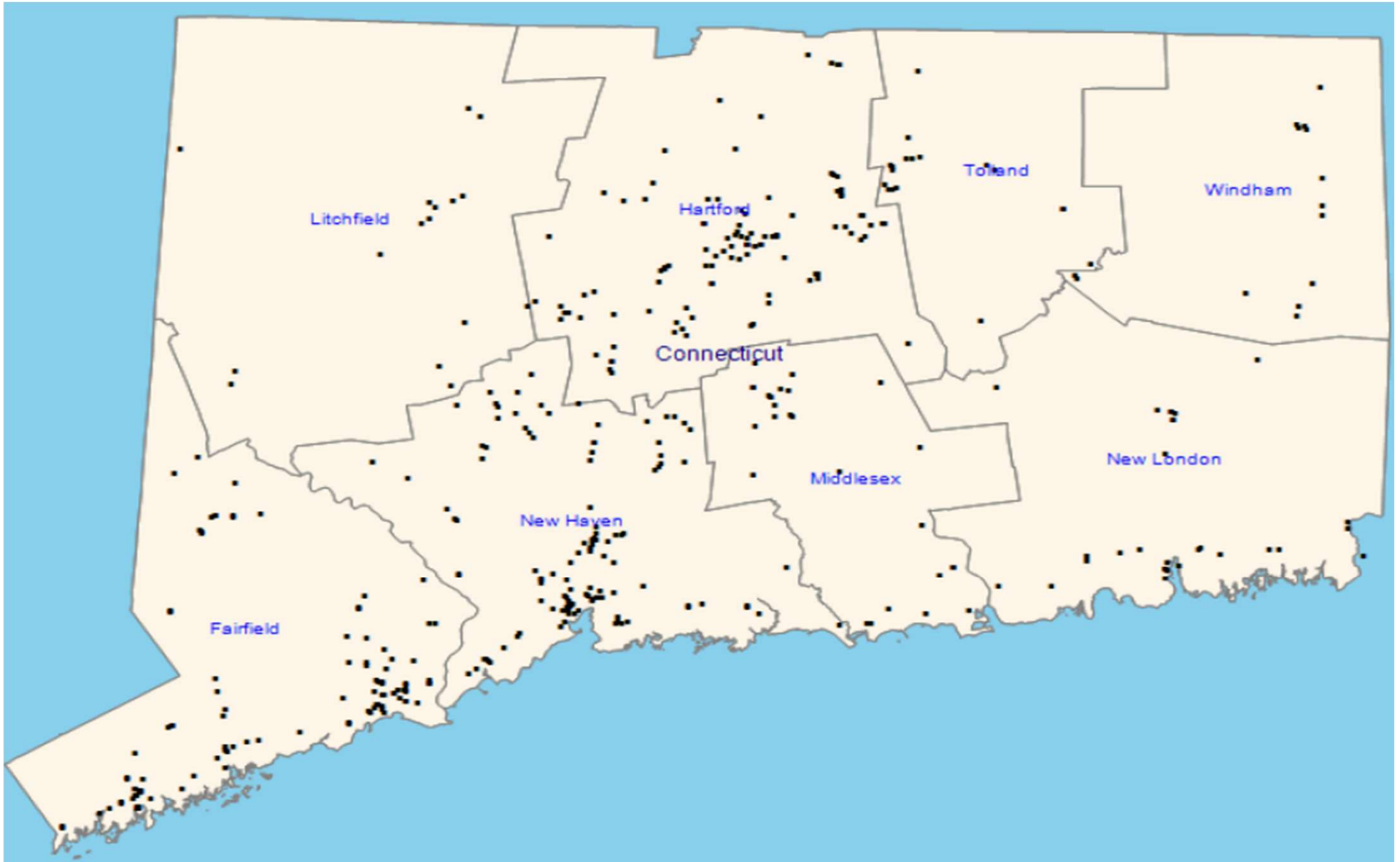
Note: Data is as of March 31, 2026. Maps are updated Quarterly

Internal Medicine PCMH Program Practice Site Locations



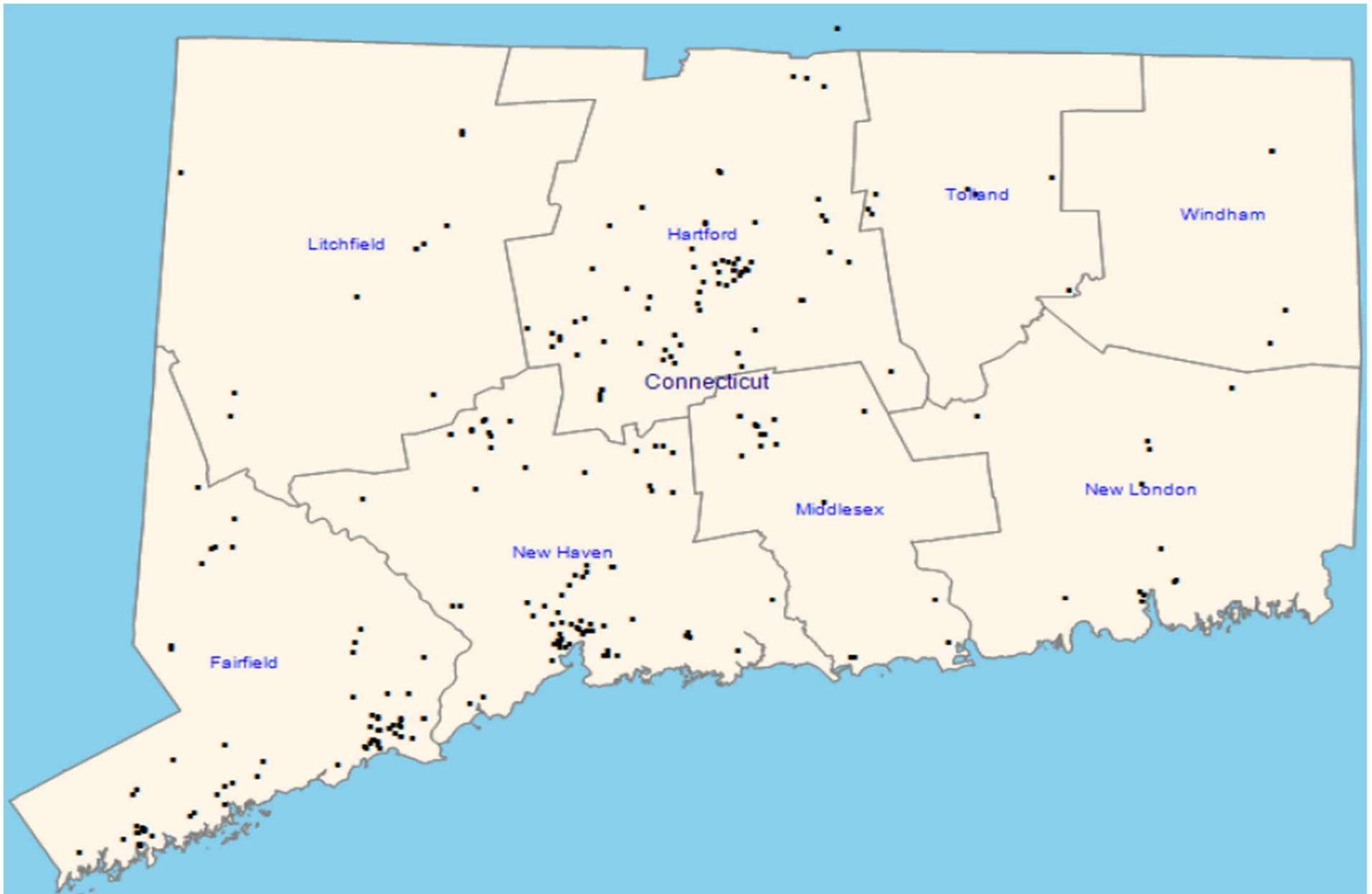
Note: Data is as of March 31, 2026

Family Practice PCMH Program Practice Site Locations



Note: Data is as of March 31, 2026

Pediatric PCMH Program Practice Site Locations



Note: Data is as of March 31, 2026